

DRIFTER MODULAR //



FEATURES	Environmentally friendly FSC certified solid timber frame Legs removable for ease of delivery	No sag steel suspension
----------	--	-------------------------

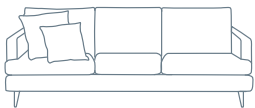
SEAT CUSHION	Molmic Feather Comfort Wrap Option - Molmic Comfort Support	BACK CUSHION	Molmic Feather Blend
UPHOLSTERY	Fabric fully upholstered	SCATTER	Feather - plain
		FEET	Turned timber legs

SIDE VIEW (CM)

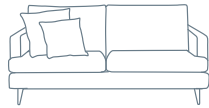


Seat Height	Seat Depth	Back Height	Arm Height	Leg Height	Scatter Size
44	60	73	66	15	55 x 55 cm 45 x 45 cm

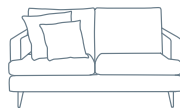
DIMENSIONS (CM)



L 264 x D 102 x H 89
Grand



L 215 x D 102 x H 89
4 Seater



L 185 x D 102 x H 89
3 Seater



L 155 x D 102 x H 89
2 Seater



L 90 x D 102 x H 89
Chair



L 80 x D 60 x H 44
Ottoman

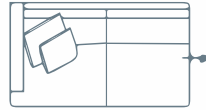
DIMENSIONS (CM)



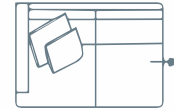
L 252 x D 102 x H 89
Grand 1 arm (LF/RF)



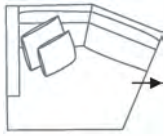
L 203 x D 102 x H 89
4 Seater 1 Arm (LF/RF)



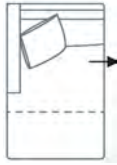
L 173 x D 102 x H 89
3 Seater 1 Arm (LF/RF)



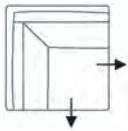
L 143 x D 102 x H 89
2 Seater 1 Arm (LF/RF)



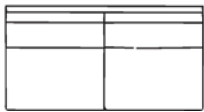
L 150 x D 143 x H 89
Angle Chaise (LF/RF)



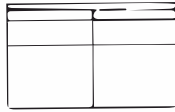
L 93 x D 160 x H 89
Chaise (LF/RF)



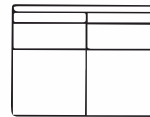
L 102 x D 102 x H 89
Corner (LF/RF)



L 190 x D 102 x H 89
4 Seater Bench

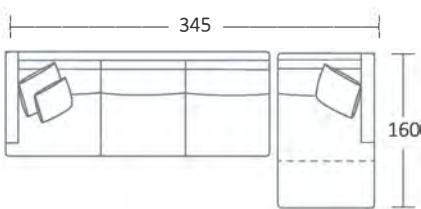


L 160 x D 102 x H 89
3 Seater Bench

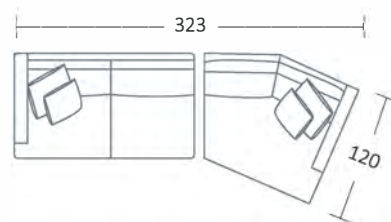


L 130 x D 102 x H 89
2 Seater Bench

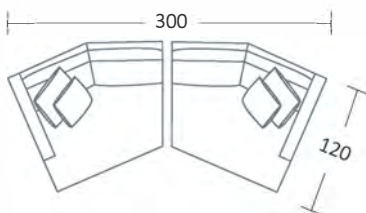
MODULAR EXAMPLES



COMBINATION 1
Grand 1 arm (LF/RF)
Chaise (LF/RF)



COMBINATION 2
3 Seater 1 Arm (LF/RF)
Angle Chaise (LF/RF)



COMBINATION 3
Angle Chaise (LF/RF)
Angle Chaise (LF/RF)